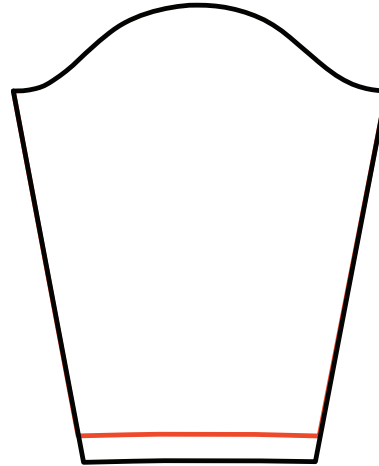




Havin Sew Much Fun

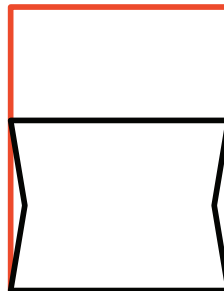
1. SHORTEN SLEEVE

- Shorten the sleeve by 1.5" (4 cm).




2. INCREASE CUFF HEIGHT

- Increase the cuff height 4" (10 cm).
- Remove the cuff angle.



3. INCREASE HEM BAND HEIGHT

- Increase the hem band height 4" (10 cm).



4. DRAFT NEW COWL NECK AT 95% RATIO.

- 20" (50 cm) tall
- Measure the neckline (front and back) at the sew line.
- Multiply the new neckline by .95 and add .75" (2 cm) for seam allowance.

